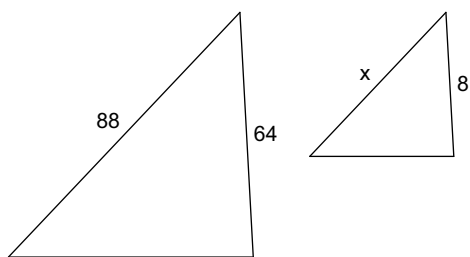


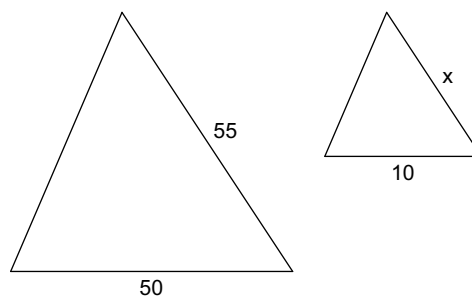
Similar Triangles

Each pair of figures is similar. Find the missing side.

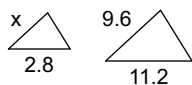
1)



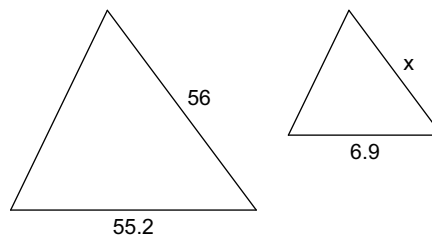
2)



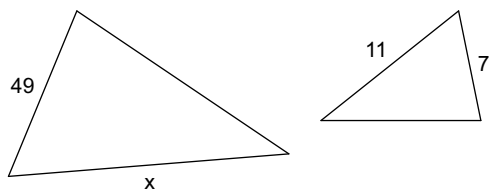
3)



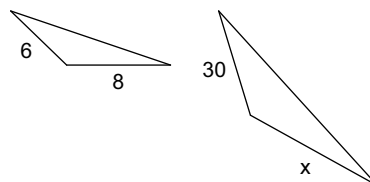
4)

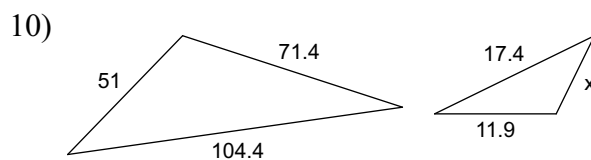
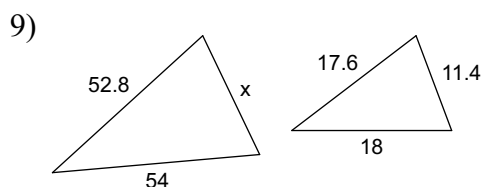
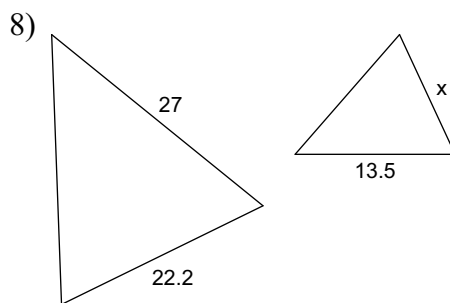
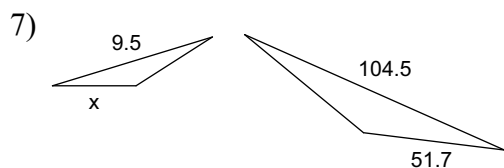


5)



6)





Answer each question and round your answer to the nearest whole number.

- 11) A lawn ornament that is 6 ft tall casts a shadow that is 3 ft long. Find the length of the shadow that a 18 ft adult giraffe casts.

- 12) If a 6 ft tall man casts a 8 ft long shadow then how long is the shadow that a 3 ft tall globe casts?

Answer each question and round your answer to the nearest tenth.

- 13) If a 25.3 ft tall flagpole casts a 149.3 ft long shadow then how long is the shadow that a 5 ft tall tent casts?

- 14) A baby giraffe that is 5.5 ft tall casts a shadow that is 22.5 ft long. Find the height of a bird bath that casts a 12.3 ft shadow.